



INSTITUCIÓN EDUCATIVA YERMO Y PARRES

Guía virtual 2021

AREA: Humanidades

ASIGNATURA: Inglés

GRADO: 6

NOMBRE DEL PROFESOR: David Morales Vanegas **FECHA:** Enero 25 **PERÍODO:** 1

Saber conceptual

- Greetings and farewells
- Personal pronouns
- Possessive adjectives
- Numbers
- The alphabet
- Spelling words.
- Classroom vocabulary
- Articles: a/an/The
- Simple present to be
- Occupations
- Introducing yourself
- Introducing a friend

Competencias a desarrollar por el área

- Competencia lingüística
- Competencia pragmática
- Competencia sociolingüística

Indicadores de desempeño

- Identifico ideas generales y específicas en textos orales cortos.
- Identifico el verbo TO be en cualquier contexto
- Soy capaz de presentarme ante mis compañeros.
- Soy capaz de presentar a mis compañeros.
- Hago presentaciones cortas y ensayadas sobre temas cotidianos y personales.

1. Greetings and farewells



Greetings

- Hi – Hello
- Good morning
- Good afternoon
- Good night/ evening
- What's up?
- Who are you?
- Who are you doing?

Farewells

- Goodbye – Bye
- See you
- See you later!
- Take care!
- See you around
- Until tomorrow
- Have a nice day

Example:

-Good morning Evelyn, how are you?

-Hi Esteban! I am doing great! You look so nice today.

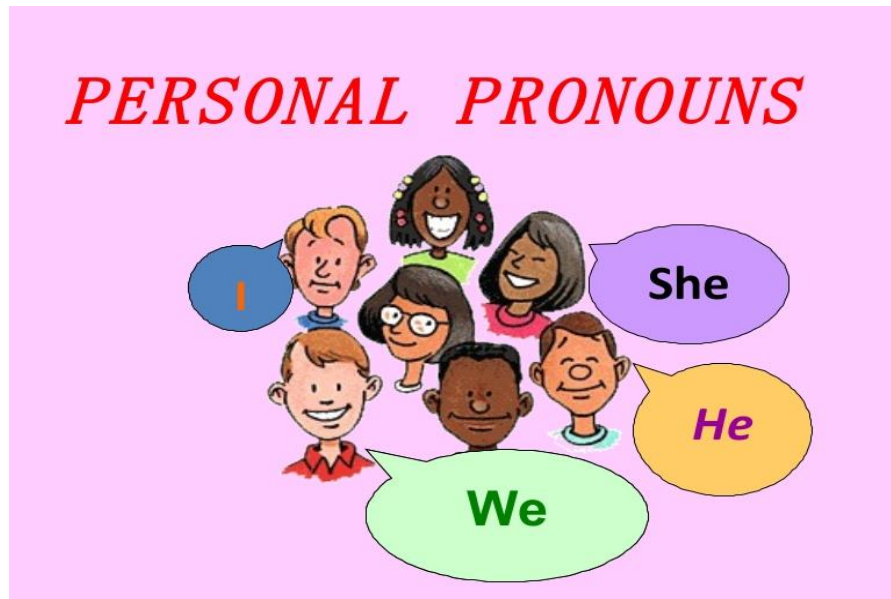
-Thank you! you too. Would you like to have lunch with me?

- Of course, I do!

-That is great. See you later!

-Ok, have a nice day!

2. Personal pronoun



Pronouns are the words that we use to replace a personal subject. They can be singular or plural.

SINGULAR	PLURAL
I	We
You	You
She- He- It	They

Example:

- **Camilo, Juan y Sofía** juegan Free fire todos los días.
Ellos juegan Free fire todos los días.
They play Free fire every day.
- **Natalia** tiene unos ojos hermosos
Ella tiene unos ojos hermosos
She has beautiful eyes.
- **Carlos, Geronimo y yo** somos estudiantes del colegio Yermo y Parres
Nosotros somos estudiantes del colegio Yermo y Parres
We are students of Yermo y Parres school.

- **Mi perro** es muy lindo. **Él** corre muy rápido.
My dog is pretty cute. **It** runs very fast.

3. Possessive adjective



Possessive adjectives are used to show who or what owns it.

PERSONAL PRONOUN	POSSESSIVE ADJECTIVES
I	My
YOU	Your
SHE	Her
HE	His
IT	Its
WE	Our
THEY	Their

Example:

- I live in a house near to the school. **My** house is small.
Yo vivo en una casa cerca a la escuela. Mi casa es pequeña.
- **Your** family is so nice. Thank you for the dinner.

Tu familia es muy amable. Gracias por la cena.

- This is **her** notebook. It has a dog in the cover.
Este es su cuaderno. Tiene un perro en la portada
- Daniel is **his** best friend.
Daniel es su mejor amigo.
- I have a cat. This is **its** food.
Yo tengo un gato. Esta es su comida.
- **Our** classroom is the biggest in the school.
Nuestro salón es el más grande de todo el colegio
- Camila and Sara made a party yesterday. **Their** party was awesome.
Camila y Sara hicieron una fiesta ayer. Su fiesta estuvo increíble.

4. Numbers

Cardinal Numbers



1	One	11	Eleven	21	Twenty One
2	Two	12	Twelve	22	Twenty two
3	Three	13	Thirteen	23	Twenty three
4	Four	14	Fourteen	30	Thirty
5	Five	15	Fifteen	40	Forty
6	Six	16	Sixteen	50	Fifty
7	Seven	17	Seventeen	60	Sixty
8	Eight	18	Eighteen	70	Seventy
9	Nine	19	Nineteen	80	eighty
10	Ten	20	twenty	90	ninety
				100	One hundred



Ordinal Numbers



1st	First	11th	Eleventh	21st	Twenty first
2nd	Second	12th	Twelfth	22nd	Twenty second
3rd	Third	13th	Thirteenth	23rd	Twenty third
4th	fourth	14th	Fourteenth	30th	Thirtieth
5th	fifth	15th	Fifteenth	40th	Fortieth
6th	Sixth	16th	Sixteenth	50th	Fiftieth
7th	Seventh	17th	Seventeenth	60th	Sixtieth
8th	Eighth	18th	Eighteenth	70th	Seventieth
9th	Ninth	19th	Nineteenth	80th	eightieth
10th	tenth	20th	twentieth	90th	ninetieth



Practice

Sally: Hello, I'm Sally!

John: Hi, nice to meet you. I'm John. How's it going?

Sally: I'm tired.

John: Who is your teacher?

Sally: Mr. Edwards. He's tough!

John: That's true, but he's a good teacher. Are you a new student?

Sally: Yes I am. Do you want to study together?

John: Sure, that's a great idea.

Sally: My phone number is 208-555-6163.

John: 208-555-6162.

Sally: No, it isn't 6162, it's 6163.

John: Got it.

Sally: Where do you live?

John: I live at 15 Sommer Street, that's spelled S - O - M - M - E - R.

Sally: Do you have a cell phone?

John: Yes.

Sally: What's your phone number?

John: It's 208-375-8470. John is spelled J - O - H - N.

Sally: Thanks, John. See you later!

John: See you!

5. Alphabet

NATO PHONETIC ALPHABET

	A alpha	B bravo	C charlie	D delta	E echo	
F foxtrot	G golf	H hotel	I india	J juliett	K kilo	L lima
M mike	N november	O oscar	P papa	Q quebec	R romeo	S sierra
T tango	U uniform	V victor	W whiskey	X xray	Y yankee	Z zulu

The alphabet is divided in Vowels and Consonants.

Nato Phonetic alphabet es usado para distinguir los sonidos que hacen reconocible una letra, por ejemplo: Si estas en una llamada y te mencionan un nombre extranjero o una palabra difícil de entender escribe, puedes solicitar que te deletreen la palabra usando el alfabeto fonético

C-A-R-L-K

Charlie, Alpha, Romero, Lima, Kilo

6. Classroom Vocabulary



- Notebook
- Pencil
- Colors
- Scissors
- Eraser
- Board
- Desk
- Chair
- Ruler
- Schedule
- Markers
- Books
- Paper
- Sharpener
- Professor
- T.V
- Laptop
- Window
- Backpack
- Clock
- Glue
- Clips
- Pencil case
- Calculator
- Magnifying glass
- Palette
- Paint brush
- Stapler
- Chalk

7. Articles

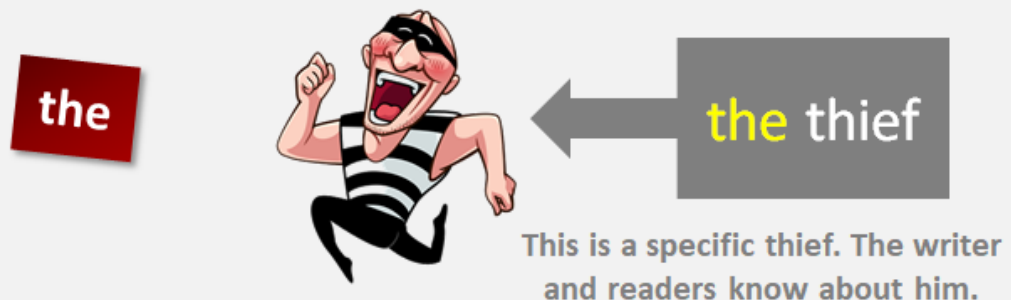
Articles are words used to identify information about noun, If it is Known or unknown. There is two kind of articles, **definite** and **Indefinite**.

Indefinite Article

The **indefinite article** tells us something is non-specific.



The **definite article** tells us something is specific.



There is a grammatical rule to use indefinite articles. Para usar el artículo A o An se debe tener en cuenta si la palabra que le sigue empieza con vocal o consonante. Por ejemplo:

- A dog
- An ice cream
- A car
- An Orange

8. Occupations

Here we have some of the most popular occupations and professions.



- Doctor
- Lawyer
- Professor
- Veterinarian
- Musician
- Engineer
- Actor/ actress
- Seller
- Police officer
- Firefighter
- Fighter
- Farmer
- Nurse
- Singer
- Pilot
- Scientist
- Journalist
- Athlete
- Painter
- Architect
- Chef
- Baker
- Secretary
- Mechanic
- Dentist
- Dancer
- Librarian
- Writer
- Cook
- Magician
- Carpenter
- Hairdresser
- Photographer
- Astronaut
- Taxi Driver

9. Simple present to be

El verbo **To be** es el equivalente al verbo ser o estar. La conjugación de este verbo cambia dependiendo del pronombre.

	Subject	"be" form	Contraction
Singular	I	am	I'm
	you	are	you're
	he she it	is	he's she's it's
Plural	you we they	are	you're we're they're

Structure

- Affirmative sentence: **Subject** + **verb To be** + complement
- Negative sentence: **Subject** + **Verb To be** + not + complement
- Interrogative sentence: **Verb To be** + **Subject** + complement +?

Example

- I'm student.
- She is not a model.
- Are they friends?

10. Introducing yourself/ a friend



Introducing yourself is the way you meet people and make new friends. There is a structure that allow you to make a good personal presentation that includes: Greeting, name, Age, where are you from?, where do you live?, who you live with?, when is your birthday?, what do you do for living?, Do you have a pet?

Cuando te presentas normalmente das parte de tu información personal. Ten cuidado a quién se la dices y que información das. Tu seguridad es primordial.

Example

Hello! My name is Bryan, I am 12 years old. I am from Mexico. I live in Medellin city with my parents. My mother's name is Carla, she is a dentist. My father's name is Rodrigo, he is an architect. My birthday is April twenty first. I am a student and I have a little cat named Mishy.

Introducing a friend

Hi guys! He is my best friend Andrew. He is 18 years old. He is from Spain. He lives in Belen neighborhood.



ACTIVITY # 1

1) Fill the banks using these words.



Have a nice day, until tomorrow, Morning, are you, Hello.

- _____ Ms. Holly, How _____ today?
- Good _____ Esteban, I am doing great, thank you for asking me. Did you bring your homework?
- Yes, I did
- I am glad to hear that. The class is almost over. You can go home now.
- Thank you, Ms. Holly. _____
- _____

2) connect the images and words with a line



GOOD MORNING
GOOD AFTERNOON
GOOD EVENING
GOOD NIGHT
HELLO
GOOD-BYE



ACTIVITY # 2

Write: you, he, she, it, we, they.



My mum is young.

is young.



These men are Spanish.

are playing.



Jack has a moustache.

has a moustache.



My cat is orange.

is orange.



Lucy and I are friends.

are friends.



Those roses are beautiful.

are beautiful.



The nurse is working.

is working.



The sun is shining.

is shining.



You and Sam are very tall.

are tall.



Our uncle is running.

is running.

ACTIVITY # 3

Type: my - your - his - her - its - our - their

She is happy with job.

The children lost way in the town.

Peter is showing house to Susan.

I have a pet. name is Baboo.

There is a mouse in (we) bedroom.

Is that (you) house ?

We bought fruit yesterday.

The cat is hungry. This is food.

You are a boy and name is Marc.

I live in Paris with family.

Don't put (you) trainers on the bed !

My friend Lisa is drinking water.

Type: A, An or the













- Would you like _____ apple?
- Where are _____ scissors?
- You can have _____ last piece of chocolate.
- I use _____ internet a lot.
- I received _____ interesting email from Jonas.
- Have _____ nice day!

ACTIVIY # 4

Complete the chart.

Instructions: Put the pictures under the correct occupation.





FINAL PROYECT

Write your personal presentation. Then, record yourself in a video introducing yourself and your family members